

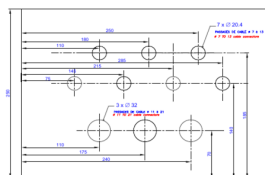
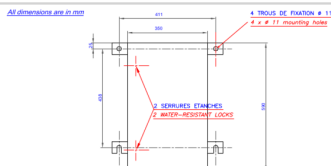
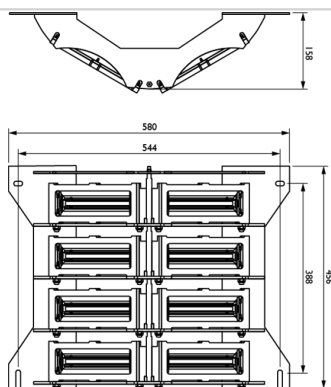
Led high intensity type A



High intensity flash-head consisting of 8 projectors coming with 3 meters of molded cable and a stainless bracket

Power supply

- ✦ 'Weather tight' stainless steel 316L power cabinet enclosure
- ✦ 8 independant power supplies providing a high redundancy level
- ✦ Test button for day, twilight and night
- ✦ Alarm dry contact NC and NO activated in case 1 or 2 led projectors not operating
- ✦ Surge protection included
- ✦ Controlled by external controller (to be ordered separately)



Electrical Characteristics	
Main voltage	110VAC to 240VAC +/-10% 50/60Hz
Average wattage	160W (day time)
Mechanical Characteristics	
IP degree	IP66 per projector
Wiring	Entry of cable by glands nickel plated brass and connection by terminals
Operating temperature	-40/+55°C
Weight	33 kg
Weight	19kg for flashhead
Wire cross section	from 1 to 4 mm ²
Photometric Characteristics	
Effective light output day time at 0° on site	200 000cd (white)
Effective light output twilight mode at 0° on site	20 000cd (white)
Effective light output night mode at 0° on site	2000cd (white)
Color day/twilight time	white
Color night time	White
Vertical beam spread	>3°
Horizontal beam spread	360° with minimum 3 flashheads fixed at 120° around the obstacle
Flash per minute	40
Standards	
Standards compliance	ICAO annexe 14 chapter 6 (8th edition 07/2018), EASA (4th edition 2017)