

**High intensity OFH 270K L-856 (certification pending) dedicated to obstacle such as chimneys and towers higher than 213m**

### Flashhead

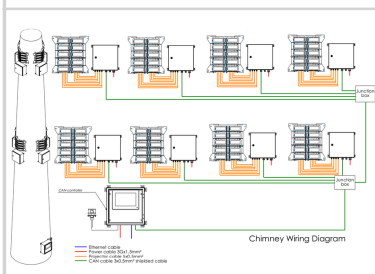
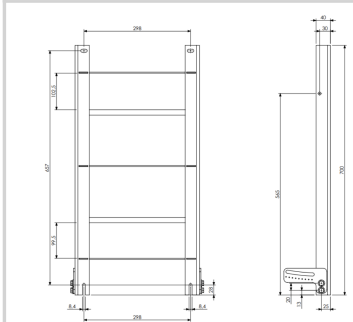
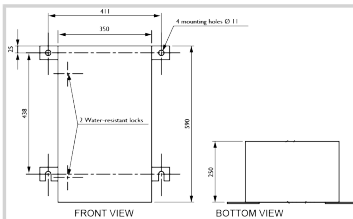
- 12 led projectors (1kg per projector)
- Aluminium and glass envelope
- No losing parts and no special tools required to remove projectors
- 6 meters provided



### Power supply close to flash-head

- 'Weather tight' stainless steel 316L power cabinet enclosure
- Modular design with independent power supplies and high redundancy level per projector
- Test button for day, twilight and night
- Surge protection included
- Autonomous flash and day/twilight/night synchronisation through internal clock/GPS in case of failure/absence of the controller or during the installation of the system
- CAN bus and analog signals available for external controller

Controller at the bottom of the obstacle with photocell to be ordered separately, the controller with CAN bus shall be connected through one single shielded 3-core cable to all the lights



Electrical Characteristics	
Wattage	300W
Main voltage	110VAC to 240VAC +/-10% 50/60Hz
Average wattage	240W (day time)
Mechanical Characteristics	
IP degree	IP66 per projector
Wiring	Entry of cable by glands nickel plated brass and connection by terminals
Operating temperature	-40/+55°C
Weight	18kg for flashhead
Wire cross section	from 1 to 4 mm <sup>2</sup>
Photometric Characteristics	
Effective light output day time at 0° on site	270 000cd (white)
Effective light output twilight mode at 0° on site	20 000cd (white)
Effective light output night mode at 0° on site	2000cd (white)
Color day/twilight time	white
Color night time	White
Vertical beam spread	>3°
Horizontal beam spread	360° with minimum 3 flashheads fixed at 120° around the obstacle
Flash per minute	40
Standards	
Standards compliance	ICAO annex 14 chapter 6, FAA (AC 150/5345-43J), UK MOD, Transport Canada
Certification	FAA (AC 150/5345-43J), ETL certified, DGAC(Fr)