
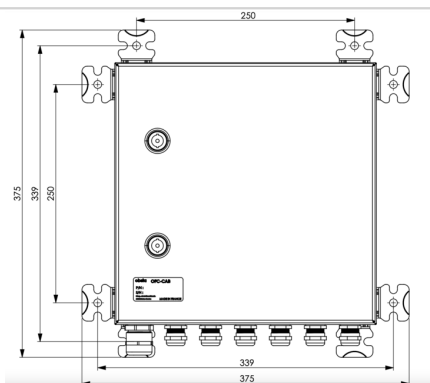
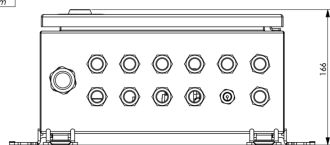


## Monitoring and control box



- ✦ cable inputs by gland nickel plated brass
- ✦ 8 terminal connections for max 8 medium intensity lights and/or side lights red fixed or mimic with medium intensity red flashing
- ✦ Individual alarm (normally closed and normally open both available) and visual indicator for each light (or group of light)
- ✦ surge protection
- ✦ connection of optional photocell
- ✦ alarm (normally closed and normally open both available) for the photocell and for the power supply
- ✦ on/off switch and remote/manual switch to bypass the photocell

Les dimensions sont en mm  
All dimensions are in mm



### Electrical Characteristics

Wattage	10W max (controller)
Main voltage	48VDC (-10%; +15%)
Max. admissible current	10A

### Mechanical Characteristics

IP degree	IP65 in vertical position
Weight	4.8 kg
Size of the power supply	344mm (height) x 346mm (width) x 166mm (dept)
Weight	3,5kg
Cable entry diameter	from 7 to 13 mm
Wire cross section	up to 6mm² for power supply, up to 2,5mm² for signal
Attachment	4 screws type M5